

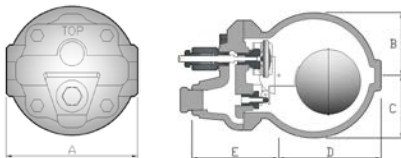


DSC DUCTILE IRON FLOAT & THERMOSTATIC STEAM TRAPS

MOP 20K x 230°C



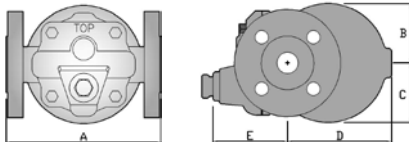
- DSC F22 STEAM TRAPS ARE DESIGNED WITH ROTATING BODY CONTAIN INLET AND OUTLET CONNECTIONS THAT CAN BE CHANGED IN THE FIELD.
- INLET CONNECTION IS AT OPTION OF RIGHT , LEFT AND TOP INLET AS PIPING REQUIREMENT.
- 1/2" CONNECTION ON THE CAP CAN BE FITTED WITH INSPECTION VALVE OR USED AS OUTLET CONNECTION, SO THERE ARE ONE INLET AND TWO OUTLET FOR CHOICE.
- ON CAP, A LARGER SPACE CONNECTED TO OULET CHANNEL FOR REDUCING CODENSATE BLAST DISCHARGE WHICH CAUSES EXCESSIVE EROSION ON OUTLET CASTING.
- STEAM LOCK RELEASE UNIT AVAILABLE, SPEDIFY "LR" AFTER TRAP No.



No.F22 DIMENSIONS (MM). MOP (KG/CM²) WT(KG)

No.	CONN.SE.*	A	B	C	D	E	MOP	WT
F22	15.20	122	50	50	82	90	15	4.0
F22	25	146	61	61	100	84	20	4.3

*NPT. BSPT. AVAILABLE



No.F22F

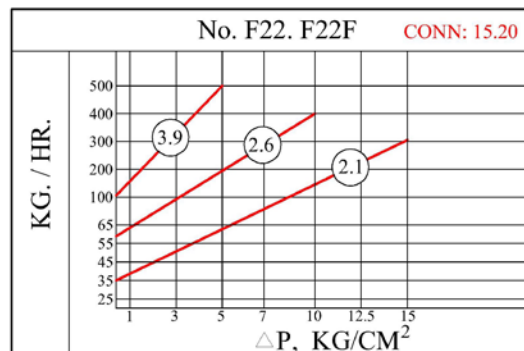
No.	CONN.FE.*	A	B	C	D	E	MOP	WT
F22F	15.20	150	50	50	55	115	15	5.4
F22F	25	160	61	61	111	72	20	6.3

* FLANGE SPEC CONSUAT FACTORY.

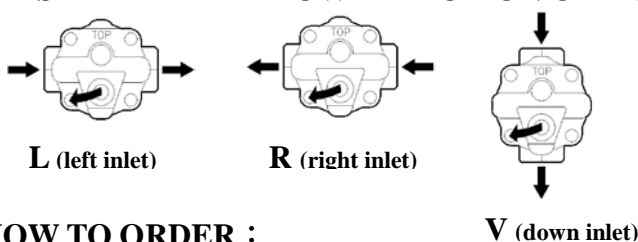
CONSTRUCTION OF MATERIALS

CAP & BODY	DUCTILE IRON A536
FLOAT	STAINLESS STEEL
MECHANISM	STAINLESS STEEL
SEAT & VALVE	HARDENED S. S
AIR VENT CAGE	STAINLESS STEEL
DIAPHRAGM OF AIR VENT	STAINLESS STEEL
GASKET	REINFORCED GRAPHITE
BOLTS & NUTS	CARBON STEEL
STEAM LOCK RELEASE UNIT	STAINLESS STEEL

CONDENSATE DISCHARGE CAPACITY IN KG/HR.



F22 STEAM TRAP FLOW DIRECTION OPTION



HOW TO ORDER :

TRAP No. CONN. MOP.

DSC F22 L X 3/4" NPT X 10K

